

PROVEDA IS ALWAYS PRO

MOBILE APPLICATION

USER MANUAL



MOBILE APPLICATION

Provida Mobile Application is developed and designed for Smart phone and digital tablets, OS is commonly for Android 6.0 and above, It can be download from Google Play Store. App is very user friendly with advanced features.

FEATURES

1. New Registration
2. Products Details
3. Multi-Sales Function
4. Purchase Order & List
5. Voucher Sales Function
6. Payment Gateway with Multiple Payment Option
7. Payout Details and Summary
8. KYC
9. Bonanza
10. Online Training
11. Social Media
12. Online Business Details
13. Rank and Achievement
14. Latest News, Offer and Announcements
15. Team Information
16. Contact Us & Support



NEW REGISTRATION

In Mobile App new registration option is to generate ID for new distributor who joined in business.

Here you need :-

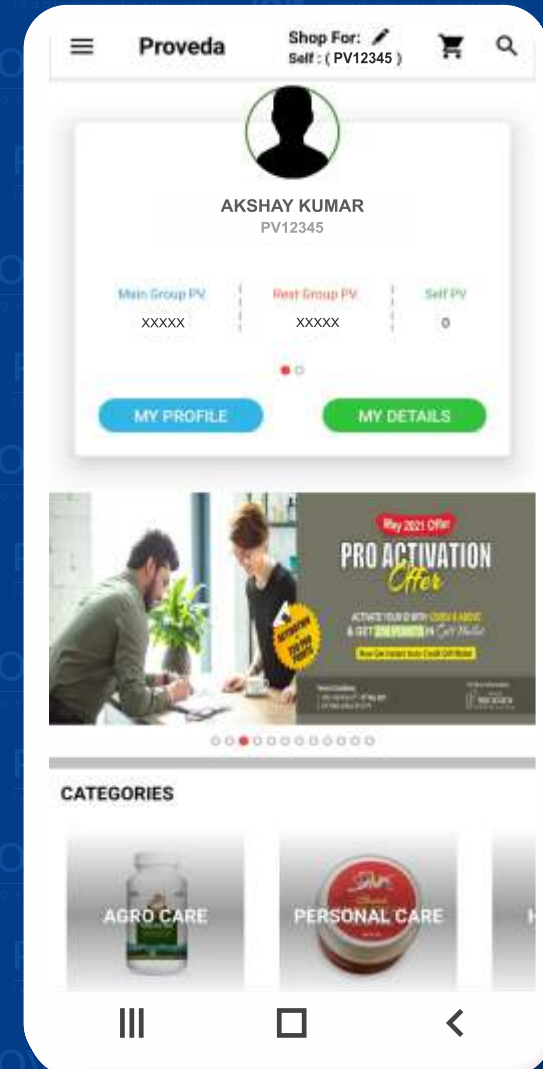
1. Sponsor ID (ID of person who sponsor).
2. Placement ID (ID under which this person will place).
3. Type: Individual or Firm
4. Name
5. DOB
6. Mobile Number
7. Address
8. Bank information
9. KYC Details.



The screenshot shows the 'Pre-Registration' screen of the PROVEDA mobile app. The status bar at the top displays the time 12:03 and various icons. The app's logo and name 'PROVEDA' are at the top, with the tagline 'leading you to success' below it. The title 'Pre-Registration' is centered. Below the title are five input fields: 'Sponsor ID', 'Sponsor Name', 'Placement ID', 'Placement Name', and 'Select Registration Type'. The 'Select Registration Type' dropdown menu is open, showing 'Individual' as the selected option. At the bottom of the form is a blue button labeled 'NEXT'. The bottom of the screen shows the Android navigation bar with three icons: a square, a circle, and a triangle.

MOBILE DASHBOARD

1. You can check your profile and edit the details on the dash board.
2. All the offers and updates are available on this dashboard.
3. Product categories are also shown here. You can find your products in these product categories.



PRODUCTS DETAILS

1. Products can be view by selecting product category, search, slide option on homepage and product description can be view by click on product icon.
2. Product display with DP & BV
3. Add to cart option is available on product icon for selection with quantity.
4. Product items can be modify before payment.



USER DASHBOARD

Profile: We can see and edit our profile.

Placement Tree: We can see the placements of our downlines with their name and PV ID's.

Downline: We can see the Direct Downlines, All Downlines, Team Report, Downline BV, Sale Report etc.

KYC: Through this option we can upload our KYC documents and get the KYC approval on one click.

My Account: We can find our paid and unpaid details of Matching Bonus, Team Royalty Bonus and Repurchase Plus Bonus.

Purchase Order: We can order online for self and Downline through this option.

Voucher Sale: This option is used to purchase products from wallet which is earned by consistency, PROWORLD and other company's offers and policy. 1 Point = Rs. 1 (Without BV)

Purchase List: We can find all orders here and can edit the pending orders.

Bonanza Status: It shows the Bonanza's, we get from company side by completing the Bonanza qualification.

Payout Summery: All our payout details shown here.

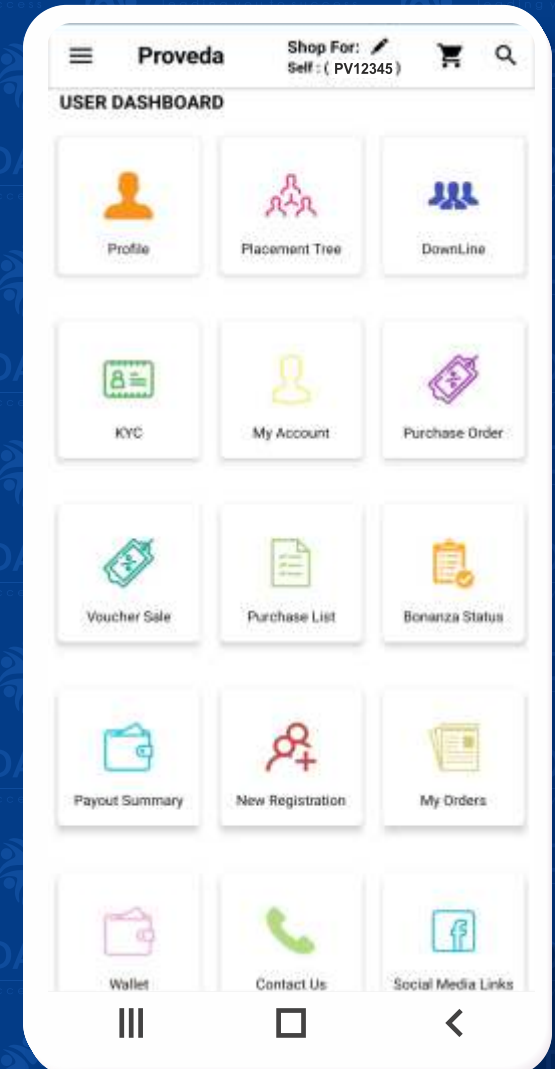
New Registration: We can make join someone with just one click through this option.

My Orders: We can find all our current orders here.

Wallet: We can get our wallet information here.

Contact us: Proveda's contact information are listed here.

Social Media Links: You can find all our social media platform on one click.



KYC

KYC option is available on dashboard. Click on icon and upload images and fill the required details. Image size should not be more than 100 KB. Uploaded KYC details will be verified and approve by our CRM team.

Mandate Documents:

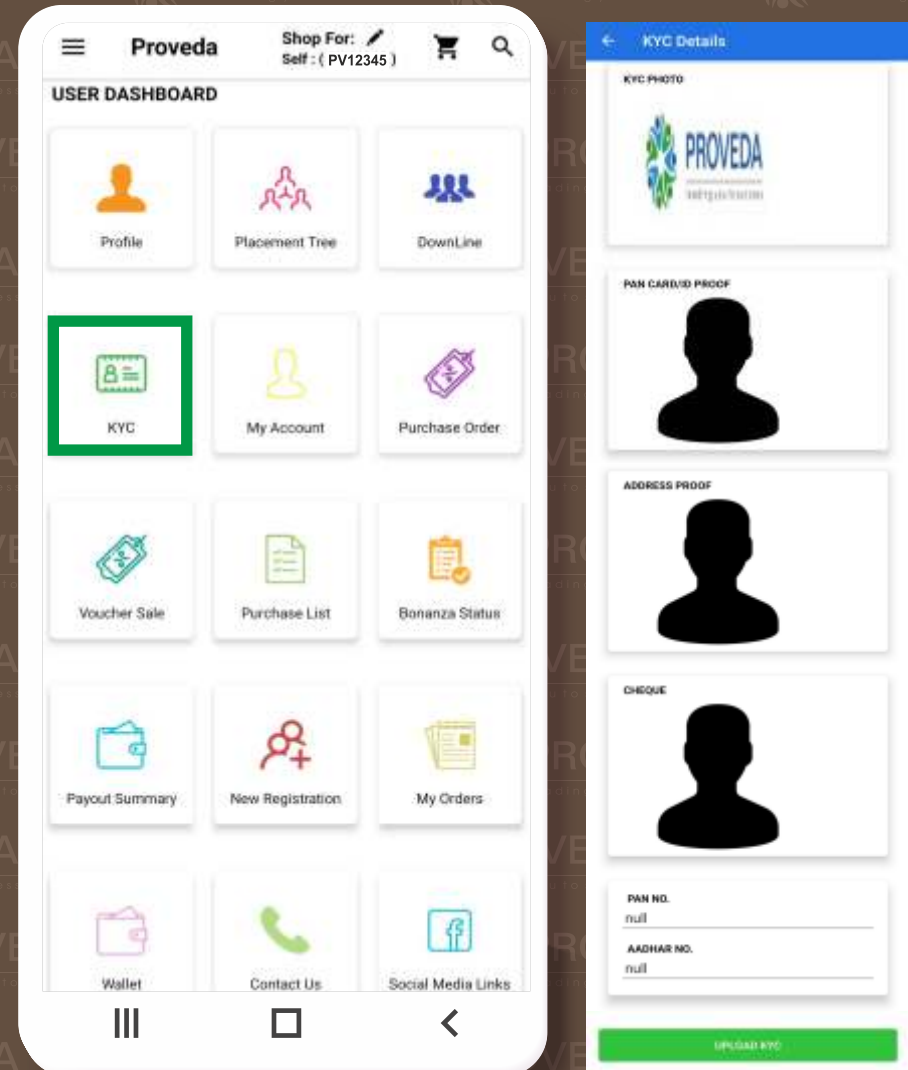
Photo

Pan Card

Aadhaar Card/Voter ID/ Driving License/Passport

Image of cancelled Cheque / Passbook

Fill your Pan Number and Aadhaar Number in the respective fields and then click on upload KYC.



PURCHASE ORDER

This Function is used to place online order for self and Downlines. This option is available on top of the Dashboard (Shop For:)

Order placed by providing PV ID, Items name, Quantity.

Save the details and make payment through payment gateway.

The image displays two mobile application screens for the 'Proveda' app.

Left Screen: USER DASHBOARD

- Header: Proveda, Shop For: Self: (PV12345)
- Navigation icons: Profile, Placement Tree, DownLine, KYC, My Account, and **Purchase Order** (highlighted with a green box).

Right Screen: Distributor Purchase Order

- Header: Distributor Purchase Order
- Form fields:
 - Select Franchise: 1034 PMIPL, NEW DELHI (Khashra-no- 79/6.)
 - Delivery Address: [Text Field]
 - Delivery Pincode: [Text Field]
 - Mobile: [Text Field]
 - Delivery State: HARYANA (Dropdown)
 - Delivery City: GURGAON (Dropdown)
 - Sale Type: ☐ PV SALE, ☒ BV SALE
- Buttons: PROCEED (on the left screen), NEXT (on the right screen)

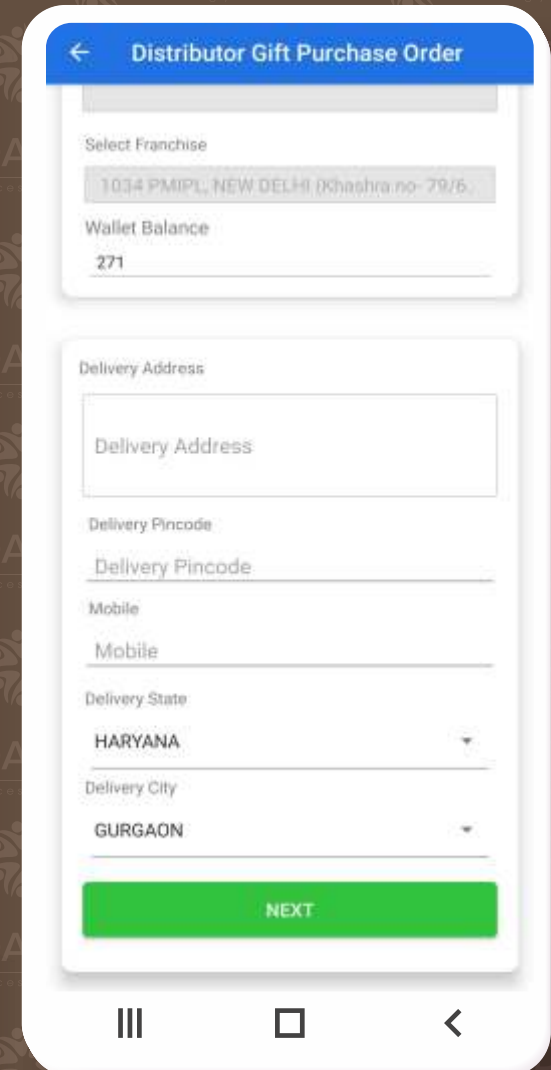
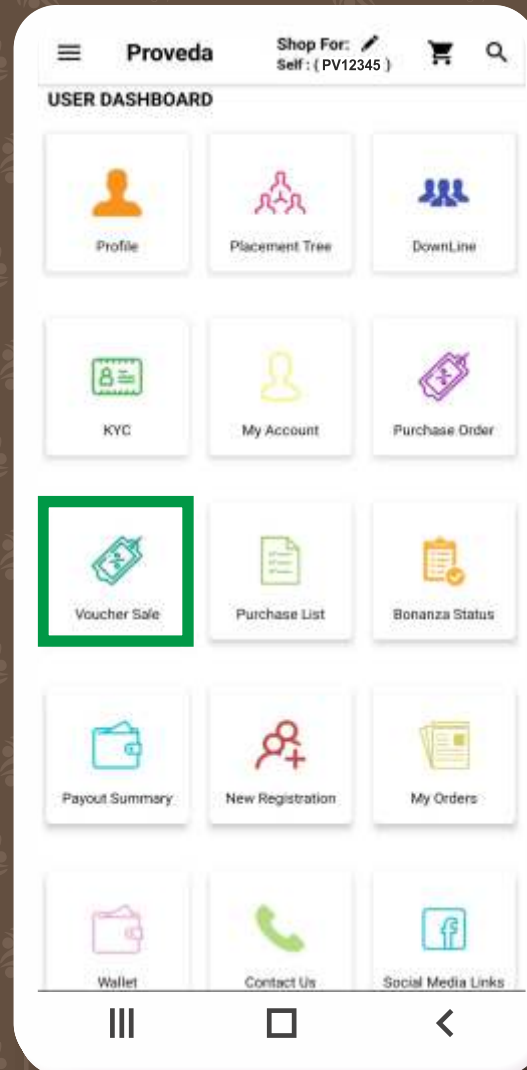
VOUCHER SALE / WALLET BILLING

Voucher Sale option on dashboard is available to place online order from wallet.

Wallet is earned by distributor from consistency, offers, and other policy of company.

Voucher Sale order can be placed by adding items, Quantity and save the order. It is validate by OTP which is sent on distributor's registered mobile number.

Wallet Billing has Rs.1 value without Business Volume.



SOCIAL MEDIA



@provedaindiaofficial



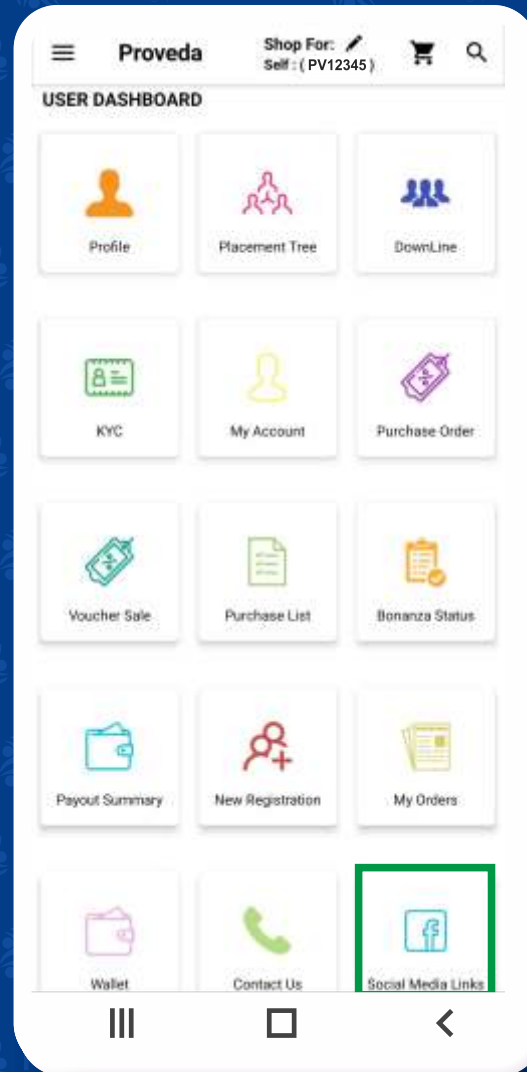
@proveda_india_official



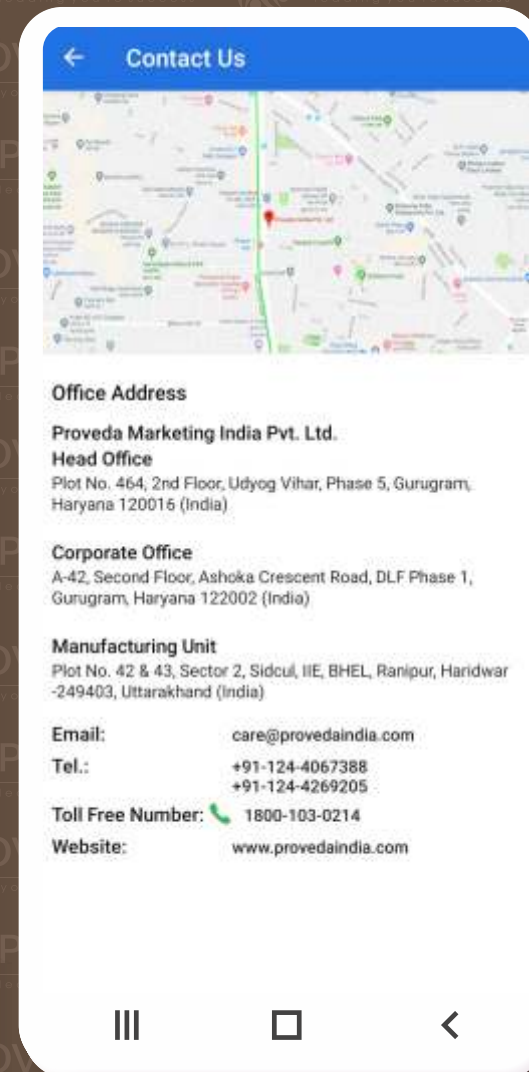
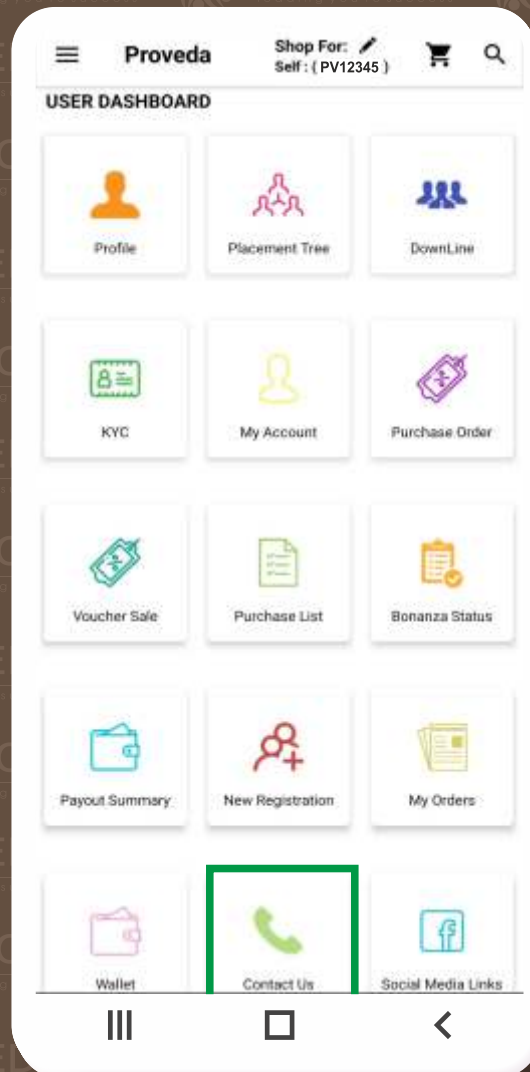
ProvedaIndiaOfficialPage



@_provedaindia



CONTACT US





PROVEDA MARKETING INDIA PVT. LTD.

Registered Office : Plot No. 464, Udyog Vihar, Phase 5, Sector -19, Gurugram-122015, Haryana

Manufacturing Unit : Plot No. 42 & 43, Sector 2, SIDCUL, IIE, BHEL, Ranipur, Haridwar-249403, Uttarakhand (India)

🌐 www.provedaindia.com ✉ care@provedaindia.com 📞 **Ph:** 0124-4067388 / 0124-4269205 🆓 **Toll Free No. :** 1800-103-0214 (Monday to Saturday) Timing: 10:00 am - 7:00 pm

📘 @provedaindiaofficial 📷 @proveda_india_official 📺 ProvedaIndiaOfficialPage 🐦 @_provedaindia